



Minnesota

TRUCKING FAST FACTS



www.mntruck.org

@mntruck

Updated January 2024 with most recent data available

TRUCKING DRIVES THE ECONOMY



CAREERS

144,990 Trucking industry jobs in Minnesota **>** 1 in 20 jobs in the state



SMALL BUSINESS EMPHASIS

64,620 Trucking companies located in Minnesota


Primarily small, locally owned businesses, these companies are served by a wide range of supporting businesses.



COMPETITIVE WAGES

Total trucking industry wages paid in Minnesota in 2022 exceeded **\$8.7 billion**, with an average annual trucking industry salary of **\$59,723**.

Heavy and tractor-trailer truck drivers held **35,590** jobs in Minnesota in 2022. The national average annual salary of an over-the-road truck driver is **\$69,387**.



TRANSPORTING THE ESSENTIALS

96.5% of manufactured tonnage transported by trucks in Minnesota. **208,200 tons per day**

67.6%

of communities in the state depend exclusively on trucks to move their goods.

SAFETY MATTERS



SAFETY FIRST

Minnesota Trucking Association members put safety first through:

- ✓ Improved driver training
- ✓ Investment in advanced safety technologies
- ✓ Active participation in industry safety initiatives

ATRI research shows the success of their efforts. Members of State Trucking Associations are involved in fewer crashes and receive fewer violations at roadside inspections than their industry peers.

Crashes per 100 Million Miles by STA Membership Status:

CURRENT MEMBERS	95.10 ★
FORMER MEMBERS	121.21
NEVER MEMBERS	146.33



CONTINUALLY IMPROVING

2021 U.S. fatal crash rate: Minnesota: 1.30 / USA: 1.57 per 100 million Vehicle Miles Traveled (VMT)

Between 1975 and 2021, the U.S. large truck fatal crash rate has dropped **65.7%**



COMMITMENT TO SHARING THE ROAD

The **Share the Road** program sends a team of professional truck drivers to communities around the country to teach car drivers about truck blind spots, stopping distances and how to merge safely around large trucks.





Minnesota

TRUCKING FAST FACTS

TRUCKING PAYS THE FREIGHT




THE INDUSTRY


The trucking industry in Minnesota paid approximately

> **\$507 million** in federal and state roadway taxes

The industry paid **31%** of all taxes owed by Minnesota motorists ...



... despite trucks representing only **10%** of vehicle miles traveled in the state.



INDIVIDUAL COMPANIES

As of January 2024, a typical five-axle tractor-semitrailer combination paid highway user fees and taxes of ...

STATE **\$6,320**
FEDERAL **\$10,556**

These taxes were over and above the typical taxes paid by businesses in Minnesota.



ROADWAY USE

142,862
Miles of public roads in Minnesota

Miles driven on public roads:
All Motorists: **57.2 billion**

Trucks: **5.8 billion**



Traffic congestion in Minnesota cost the trucking industry **\$800 million** in 2021.

DELIVERING A CLEANER TOMORROW



EMISSIONS

51% of Minnesota commercial trucks are now powered by the newest-generation, near-zero emissions diesel technology.

Medium- and heavy-duty trucks contribute just **23%** of all transportation-related greenhouse gas (GHG) emissions in the U.S. and represent only **7%** of total U.S. GHG emissions.



FUEL CONSUMPTION

The trucking industry continues to improve energy and environmental efficiency even while increasing the number of miles driven. In 2021:

- ✓ Combination trucks accounted for just **17%** of the total highway transportation fuel consumed.
- ✓ Combination trucks consumed nearly **113 billion** fewer gallons of fuel than passenger vehicles in the U.S.



PARTNERSHIPS

Through the **U.S. Environmental Protection Agency's (EPA) SmartWay Transport Partnership**, the trucking industry is working with government and businesses to quantify greenhouse gas emissions and take steps to reduce them.



www.mntruck.org

@mntruck

Updated January 2024 with most recent data available

The following data sources were utilized for the Fast Facts: United States Bureau of Labor Statistics (2022); Federal Motor Carrier Safety Administration: Analysis & Information (2023); American Trucking Associations Driver Compensation Study (2022); Commodity Flow Survey Public Use Microdataset (2017); American Transportation Research Institute: Membership Counts - Associations with Safety (2023); Federal Motor Carrier Safety Administration: Large Truck and Bus Crash Facts (2021); Federal Highway Administration: Highway Statistics Series (2021); Energy Information Administration: Fuel Taxes (2024); International Fuel Tax Association: Fuel Tax Rates (Q1 2024); International Registration Plan, Inc.: Jurisdiction Data (2024); American Transportation Research Institute: Cost of Congestion to the Trucking Industry (2023); Diesel Technology Forum Clean Diesel Powers in Your State (2022); Environmental Protection Agency Fast Facts on Transportation Greenhouse Gas Emissions (2021).